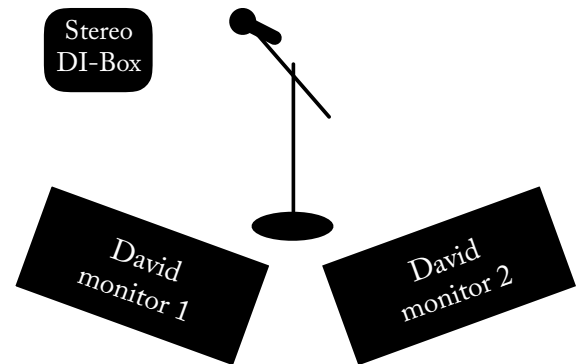
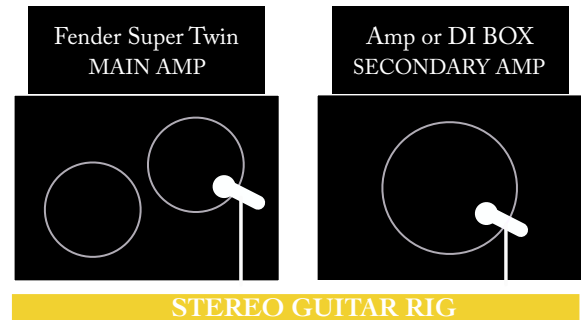
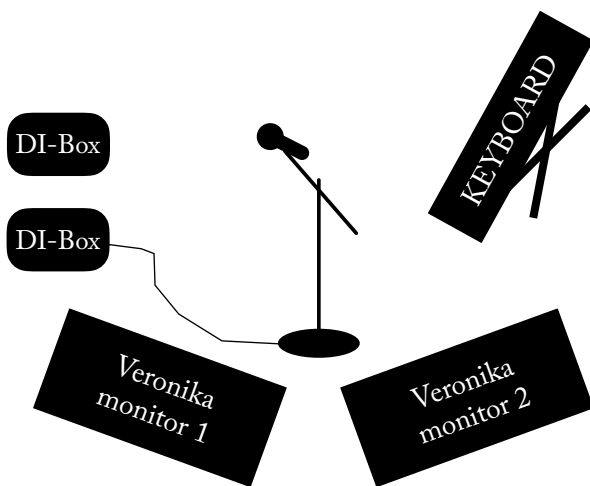


KALLE

TECHNICAL RIDER 2018

STAGE PLOT:

STAGE MONITORS - two separate ways.
Loud enough for the stage. Min 300W RMS /
126db SPL each.



INPUT LIST:

- 1 - MAIN VOCALS - Veronika - DI Box (good, active)
 - 2 - SECONDARY VOCALS - David - sm58; FX: Hall
 - 3 - MAIN GUIT AMP - sm57
 - 4 - SECONDARY GUIT AMP - sm57 or DI Box
- (One guitar plays through 2 amps in light stereo with the main focus on Fender Super Twin)
- 5/6 - STEREO SAMPLER - Stereo DI Box (left)
 - 5/6 - STEREO SAMPLER - Stereo DI Box (right)
 - 7 - KEYBOARD - DI Box

*these mics or comparable

LIGHTS should be rather slowly moving. On stage we need enough light to we can see the instruments and our pedalboards. Each color is possible depending on the venue and the mood.

Music of Kalle is mainly based on Veronika's vocals and David's guitars. Loudness of instruments and vocals should be equal. Overall sound shouldn't have way too much low end. One guitar runs through 2 amps with light stereo panorama and main focus on Fender amp. Make it pleasant for listening but loud.

CONTACTS:

David Zeman (+420 777 039 890)

kalle.band@gmail.com

www.kalle-music.com

